



STELLA DORADUS

iLineAMP

The iLineAmp is used in conjunction with the iRepeater. It boosts cellular signal by an additional 20dB, allowing the repeater system to be extended 100m into the building/ship. It is a modular system, so can be further extended for large buildings .



The iLineAmp boosts cellular signal through a coaxial cable, adding 20dB gain to the signal. This extra gain enables the mobile signal to be extended 100m further into the building. The iLineAmp must be installed between the iRepeater and the internal antennas.

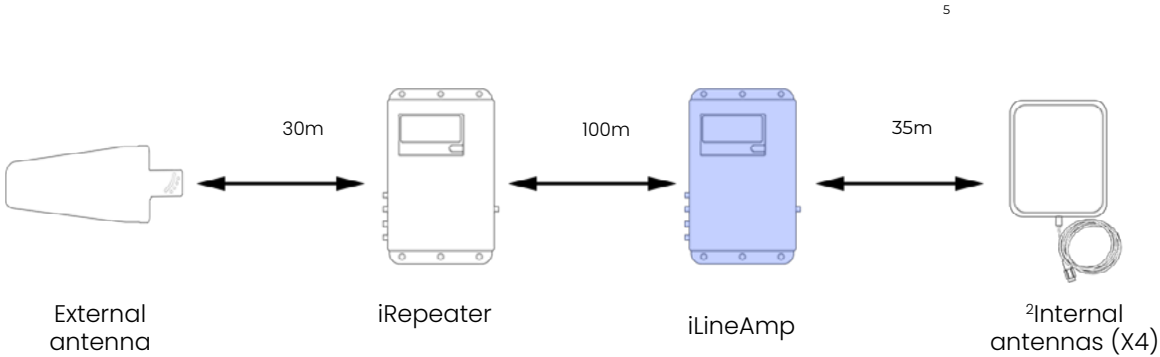
The iLineAmp can be connected to StellaControl cloud, allowing it to be remotely managed, monitored, and adjusted, as well as receive real-time measurements of signal power, signal gain, plus other metrics for each band.

The 4 ports/ 4 indoor antennas per iLineAmp enables coverage into 4 separate areas inside the building.



Features

- Extends mobile signal a further 100m in to the building.
- LCD Touch Display - enhanced user experience.
- 4 indoor antennas - 4 individual coverage areas.
- Cloud - Monitoring/Alerts/Graphs/Management/Tracking.
- Boosts all operators - Works with all phones and devices.
- Boosts All networks 5G/ 4G/ 3G/ 2G.
- Conforms to E.T.S.I specification.



²Custom antennas and custom cable lengths supplied.

Model	Bands	Ports	PSU	Weight	Dims(cm)	Antennas
iL6-EU	B28, B20, B8, B3, B1, B7	4	12V,7A	2.8kg	43 X 30 X 4.8	4

EU Bands	B28	B20	B8	B3	B1	B7
Downlink	758-788	791-821	925-960	1805-1880	2110-2170	2620-2690
Uplink	703-733	832-862	880-915	1710-1785	1920-1980	2500-2570

LineAmp Specification

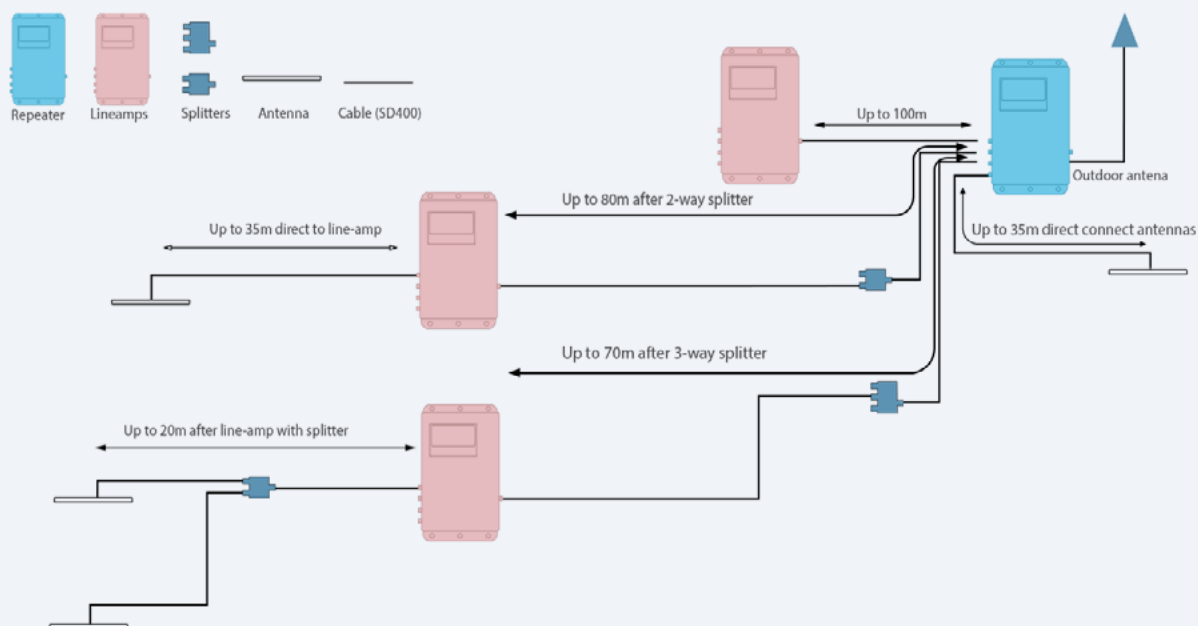
Coverage	(1000m2 per antenna X 4) = ~10 rooms
Gain (uplink and downlink)	20dB
Pass band ripple	<4dB
I/O impedance	50 ohm/SMA female connector
Max up/down signal strength	0dBm / 10dBm
Ambient Temperature	-30°C to +70°C
Power supply input	110 - 240V AC
Oscillation Control	Automatic
AGC Level Control:	Automatic ¹
Uplink Switch On	Yes ²
AGC Range	30dB
Surge protection	SMA connectors DC grounded, 12V DC port MOV protected

¹Automatically adjusts during installation. Thereafter, automatically adjusts for seasonal variation in path loss between the base station and the outdoor antenna.

²The uplink amplifiers switch off when the repeater is not in use. This reduces the uplink noise to almost zero. When the repeater is in use (phone call or data session), the uplink amplifiers switch on for the duration of the call/ data session only.

Note: Specifications subject to change without notice.

Cable lengths



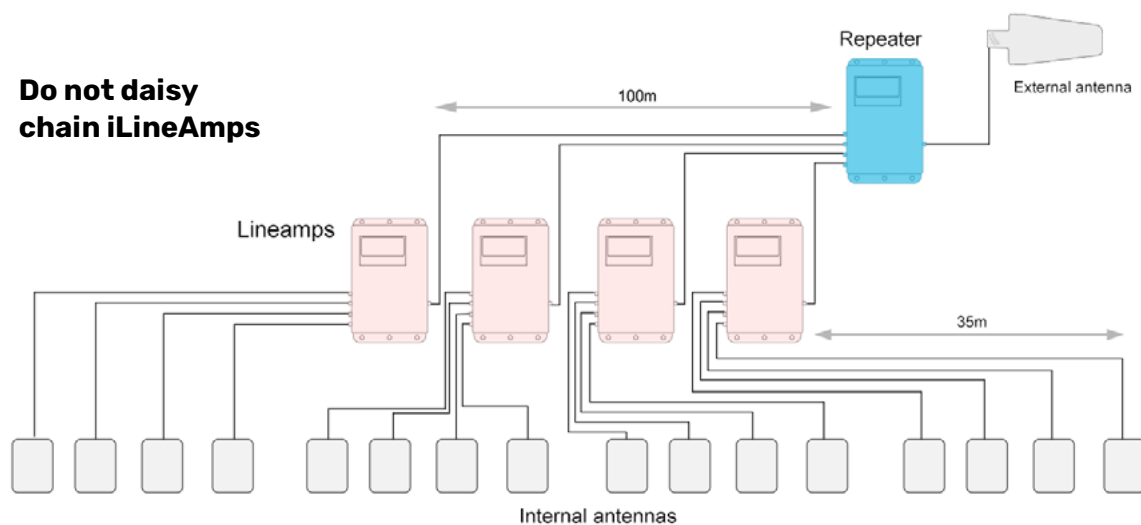
Modular system

iLineAmps allow the system to be extended for large buildings.

In the example below, 4 iLineAmps are installed after the iRepeater to enable the signal deep into the building, giving a total of 16 internal antennas. This modular system can be extended by adding up to 16 iLineAmps using 4 way splitters, allowing 64x antennas to be installed in large multi-story buildings. The iLineAmps must all connect to the iRepeater. They must not be connected to another iLineAmp.



Do not daisy chain iLineAmps





WWW.STELLADORADUS.COM



Stella Doradus Europe Ltd,
Coolfin, Portlao, Co. Waterford,
X91NH59 Ireland



info@stelladoradus.com



+353 51 387145